

5

COLOURS

9

SIZES

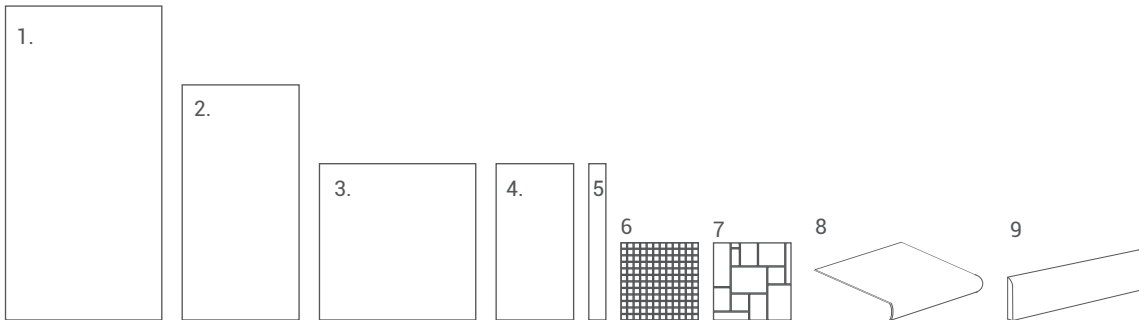

1

FINISHES

www.grestec.co.uk

Divine


porcelain stone



	SIZE	THICKNESS	FINISHES
1.	600x1200	10MM	NAT (R9)
2.	450x900	10MM	NAT (R9)
3.	600x600	10MM	NAT (R9)
4.	300x600	10MM	NAT (R9)
5.	70x600	10MM	NAT (R9)

MOSAICS + STEPTREAD (Mosaics supplied on 300x300 mesh-back sheets)	
7.	Standard
8.	Brick
9.	330x600/ 900/ 1200
10.	100x600

PRINT COLOURS MAY VARY, PLEASE REQUEST A SAMPLE



5

COLOURS

9

SIZES

1










FINISHES

www.grestec.co.uk

Divine

technical specification



Technical Characteristic		Standard	Average Values
	Water absorption	ISO 10545-3	0.1%
	Sizes	ISO 10545-2	Conforms
	Bending strength	ISO 10545-4	40 N/mm ²
	Deep abrasion resistance	ISO 10545-6	150 mm ³
	Coefficient of linear thermal expansion	ISO 10545-8	< 7 (MK) ⁻¹
	Resistance to thermal shock	ISO 10545-9	Resistant
	Frost resistance	ISO 10545-12	Resistant
	Resistance to chemical products	ISO 10545-13	ULA
	Slip resistance (Shod)	DIN 51130	Natural - R9



5

COLOURS

9

SIZES

1

FINISHES

www.grestec.co.uk

Divine

maintenance



INITIAL WASHING

The initial washing is fundamental for good treatment results. The initial washing is aimed at removing any laying residues and building grime.

Product	Deterdek (1:5 diluted in water)
Coverage	Deterdek (5 l per 100m ²)
Equipment	Single-disc professional polisher, liquid vacuum cleaner and cloth
Procedure	<ul style="list-style-type: none"> • After the floor is swept and soaked with water, spread the diluted Deterdek onto the floor. • Then scour with single-disc professional polisher. • Vacuum the residue, rinse the floor well and then mop with a liquid vacuum cleaner or a cloth.

ROUTINE MAINTENANCE

The aim of the routine maintenance is to remove dirt and scuff marks. The routine maintenance must be carried out regularly.

Product	Filacleaner (Diluted in warm water)
Equipment	Cloth or mop
Procedure	<ul style="list-style-type: none"> • Dilute Filacleaner in warm water • Wipe a cloth wet with the solution over the floor • Rinse the floor in case of concentrated solutions of Filacleaner <p>(For large areas the use of a cleaning machine is recommended)</p>

SPECIAL MAINTENANCE

Special maintenance is carried out in case of very stubborn dirt, when the routine maintenance is not enough to restore the original look of the surface.

Product	Fila PS/87 (1:5 diluted in water)
Coverage	5 l per 100m ² (when diluted 1:5)
Equipment	Single-disc professional polisher
Procedure	<ul style="list-style-type: none"> • Dilute Fila PS/87 in 1:5 in water • Apply to the floor previously soaked with water and leave for a few minutes • Scrub with a single disc professional polisher • Mop up residue with a liquid vacuum cleaner or cloth

